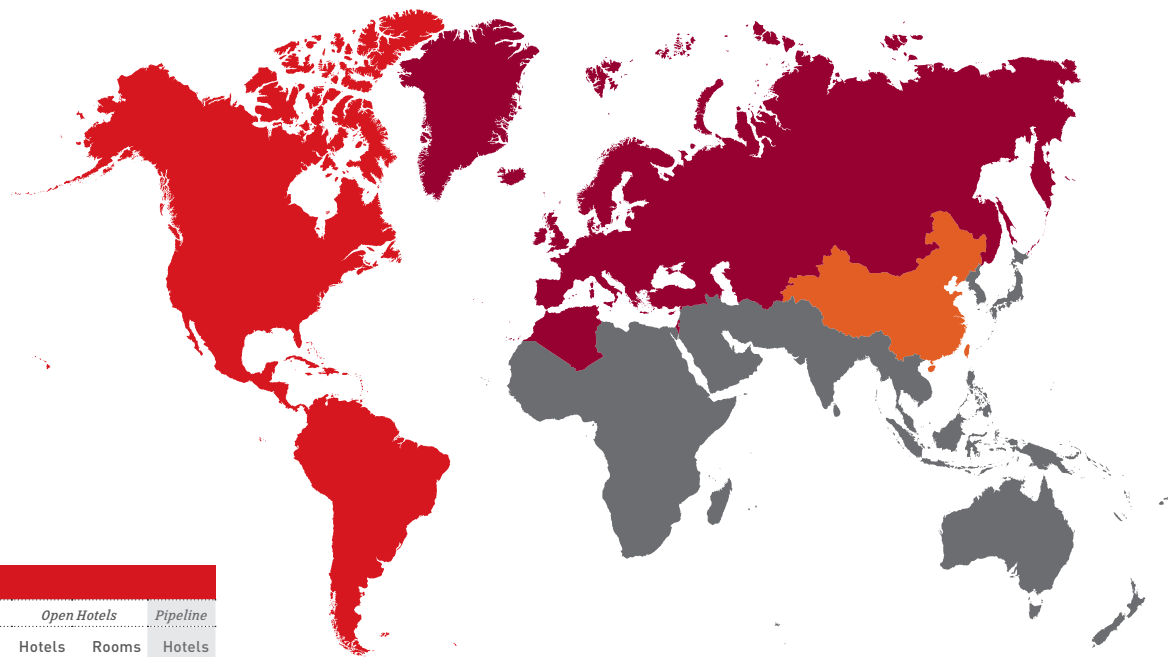


IHG HOTEL & ROOM WORLD STATS



AMERICAS

	Open Hotels		Pipeline
	Hotels	Rooms	Hotels
InterContinental	49	16,732	6
Kimpton Hotels & Restaurants	63	11,379	16
Crowne Plaza	165	44,226	14
Hotel Indigo	45	5,774	31
EVEN Hotels	5	780	6
Holiday Inn	722	122,416	121
Holiday Inn Express	2,137	190,613	494
Holiday Inn Resort	23	6,582	6
Holiday Inn Club Vacations	22	7,175	0
Staybridge Suites	221	23,656	125
Candlewood Suites	354	33,473	108
Other	83	21,099	13
Total	3,889	483,905	940

EUROPE

	Open Hotels		Pipeline
	Hotels	Rooms	Hotels
InterContinental	31	9,694	6
Kimpton Hotels & Restaurants	0	0	1
Crowne Plaza	89	20,529	16
Hotel Indigo	20	1,846	14
Holiday Inn	282	45,903	41
Holiday Inn Express	231	28,139	53
Holiday Inn Resort	1	88	0
Staybridge Suites	7	1,000	3
Other	1	141	0
Total	662	107,340	134

AMEA

	Open Hotels		Pipeline
	Hotels	Rooms	Hotels
InterContinental	68	21,120	24
Crowne Plaza	71	20,324	18
Hotel Indigo	2	323	12
Holiday Inn	76	17,669	45
Holiday Inn Express	32	7,173	42
Holiday Inn Resort	14	2,953	4
Staybridge Suites	3	425	4
Other	5	3,744	0
Total	271	73,731	149

GREATER CHINA

	Open Hotels		Pipeline
	Hotels	Rooms	Hotels
InterContinental	38	16,196	22
HUALUXE	3	798	21
Crowne Plaza	76	27,033	42
Hotel Indigo	5	611	11
Holiday Inn	75	23,309	46
Holiday Inn Express	69	17,309	89
Holiday Inn Resort	6	1,820	6
Other	5	2,213	1
Total	277	89,289	238

GLOBAL NUMBERS

	Open Hotels		Pipeline
	Hotels	Rooms	Hotels
InterContinental	186	63,742	58
Kimpton Hotels & Restaurants	63	11,379	17
HUALUXE	3	798	21
Crowne Plaza	401	112,112	90
Hotel Indigo	72	8,554	68
EVEN Hotels	5	780	6
Holiday Inn	1,155	209,297	253
Holiday Inn Express	2,469	243,234	678
Holiday Inn Resort	44	11,443	16
Holiday Inn Club Vacations	22	7,175	0
Staybridge Suites	231	25,081	132
Candlewood Suites	354	33,473	108
Other	94	27,197	14
Total	5,099	754,265	1,461

TOTAL WORLDWIDE

5,099
Hotels globally

754,265
Rooms globally

TOTAL DEVELOPMENT PIPELINE

1,461
Hotels globally

229,895
Rooms globally

For further information about IHG visit:
www.ihgplc.com



All numbers as at 30 September 2016

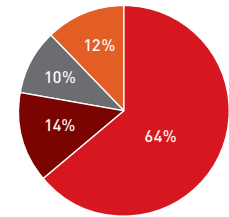
*IHG® Rewards Club not applicable to Kimpton® Hotels & Restaurants; to be included at a future date.

OUR BUSINESS MODEL

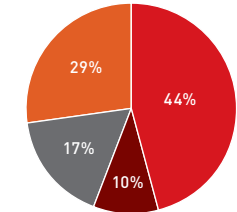
	Franchised		Managed		Owned & Leased		Hotels	Total Rooms
	Hotels	Rooms	Hotels	Rooms	Hotels	Rooms		
AMERICAS								
InterContinental	26	7,224	22	9,084	1	424	49	16,732
Kimpton Hotels & Restaurants	0	0	63	11,379	0	0	63	11,379
Crowne Plaza	153	40,396	12	3,830	0	0	165	44,226
Hotel Indigo	41	4,884	4	890	0	0	45	5,774
EVEN Hotels	1	132	1	150	3	498	5	780
Holiday Inn	705	117,278	16	4,825	1	313	722	122,416
Holiday Inn Express	2,136	190,361	1	252	0	0	2,137	190,613
Holiday Inn Resort	22	5,992	0	0	1	590	23	6,582
Holiday Inn Club Vacations	22	7,175	0	0	0	0	22	7,175
Staybridge Suites	195	20,455	26	3,201	0	0	221	23,656
Candlewood Suites	293	25,920	61	7,553	0	0	354	33,473
Other	2	6,986	81	14,113	0	0	83	21,099
Total	3,596	426,803	287	55,277	6	1,825	3,889	483,905
EUROPE								
InterContinental	8	2,141	23	7,553	0	0	31	9,694
Crowne Plaza	78	17,963	11	2,566	0	0	89	20,529
Hotel Indigo	17	1,608	3	238	0	0	20	1,846
Holiday Inn	274	43,986	8	1,917	0	0	282	45,903
Holiday Inn Express	229	27,719	2	420	0	0	231	28,139
Holiday Inn Resort	1	88	0	0	0	0	1	88
Staybridge Suites	7	1,000	0	0	0	0	7	1,000
Other	1	141	0	0	0	0	1	141
Total	615	94,646	47	12,694	0	0	662	107,340
AMEA								
InterContinental	7	2,519	60	18,221	1	380	68	21,120
Crowne Plaza	9	1,926	62	18,398	0	0	71	20,324
Hotel Indigo	0	0	2	323	0	0	2	323
Holiday Inn	21	4,280	54	13,182	1	207	76	17,669
Holiday Inn Express	10	2,268	22	4,905	0	0	32	7,173
Holiday Inn Resort	3	518	11	2,435	0	0	14	2,953
Staybridge Suites	0	0	3	425	0	0	3	425
Other	2	464	3	3,280	0	0	5	3,744
Total	52	11,975	217	61,169	2	587	271	73,731
GREATER CHINA								
InterContinental	1	570	37	15,626	0	0	38	16,196
HUALUXE	0	0	3	798	0	0	3	798
Crowne Plaza	0	0	76	27,033	0	0	76	27,033
Hotel Indigo	0	0	5	611	0	0	5	611
Holiday Inn	2	1,476	73	21,833	0	0	75	23,309
Holiday Inn Express	1	138	68	17,171	0	0	69	17,309
Holiday Inn Resort	0	0	6	1,820	0	0	6	1,820
Other	0	0	5	2,213	0	0	5	2,213
Total	4	2,184	273	87,105	0	0	277	89,289
GLOBAL NUMBERS								
InterContinental	42	12,454	142	50,484	2	804	186	63,742
Kimpton Hotels & Restaurants	0	0	63	11,379	0	0	63	11,379
HUALUXE	0	0	3	798	0	0	3	798
Crowne Plaza	240	60,285	161	51,827	0	0	401	112,112
Hotel Indigo	58	6,492	14	2,062	0	0	72	8,554
EVEN Hotels	1	132	1	150	3	498	5	780
Holiday Inn	1,002	167,020	151	41,757	2	520	1,155	209,297
Holiday Inn Express	2,376	220,486	93	22,748	0	0	2,469	243,234
Holiday Inn Resort	26	6,598	17	4,255	1	590	44	11,443
Holiday Inn Club Vacations	22	7,175	0	0	0	0	22	7,175
Staybridge Suites	202	21,455	29	3,626	0	0	231	25,081
Candlewood Suites	293	25,920	61	7,553	0	0	354	33,473
Other	5	7,591	89	19,606	0	0	94	27,197
Total System Size	4,267	535,608	824	216,245	8	2,412	5,099	754,265

IHG'S GEOGRAPHIC DISTRIBUTION

Open rooms



Pipeline rooms



AMERICAS

US, Canada, Latin America & Caribbean

EUROPE

UK & Ireland, Continental Europe, CIS & North Africa

AMEA

Asia, Middle East & Africa

GREATER CHINA

China, Hong Kong, Macau & Taiwan



InterContinental Hotels Group



All numbers as at 30 September 2016

*IHG® Rewards Club not applicable to Kimpton® Hotels & Restaurants; to be included at a future date.