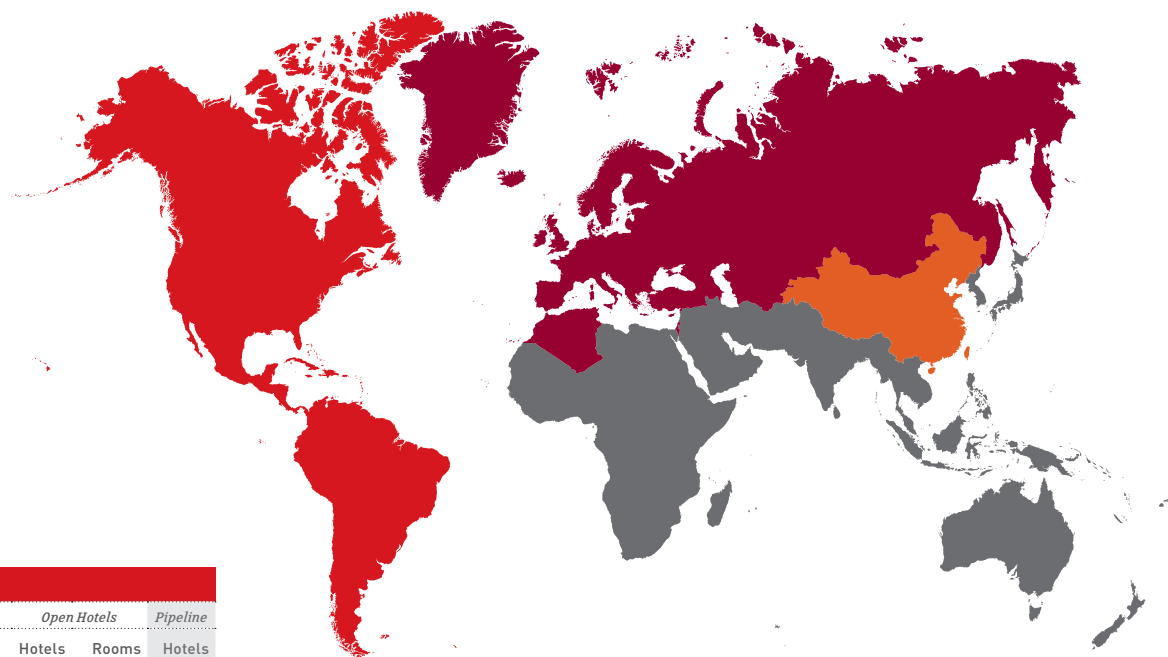


IHG'S GLOBAL PRESENCE



AMERICAS

	Open Hotels		Pipeline
	Hotels	Rooms	Hotels
InterContinental	48	16,408	7
Kimpton Hotels & Restaurants	61	11,238	17
Crowne Plaza	164	44,116	17
Hotel Indigo	46	5,932	32
EVEN Hotels	6	1,010	6
Holiday Inn	723	122,352	125
Holiday Inn Express	2,154	192,371	488
Holiday Inn Resort	25	6,791	3
Holiday Inn Club Vacations	26	7,601	0
Staybridge Suites	226	24,185	131
Candlewood Suites	362	34,192	108
Other	84	21,797	11
Total	3,925	487,993	945

EUROPE

	Open Hotels		Pipeline
	Hotels	Rooms	Hotels
InterContinental	31	9,724	6
Kimpton Hotels & Restaurants	0	0	1
Crowne Plaza	92	20,887	14
Hotel Indigo	21	1,910	18
Holiday Inn	290	47,741	35
Holiday Inn Express	234	28,578	58
Holiday Inn Resort	1	88	0
Staybridge Suites	7	1,000	5
Other	1	141	0
Total	677	110,069	137

AMEA

	Open Hotels		Pipeline
	Hotels	Rooms	Hotels
InterContinental	69	21,203	27
Crowne Plaza	73	20,749	21
Hotel Indigo	2	323	14
Holiday Inn	79	18,359	43
Holiday Inn Express	34	7,583	35
Holiday Inn Resort	14	2,953	5
Staybridge Suites	3	425	4
Other	6	4,456	0
Total	280	76,051	149

GREATER CHINA

	Open Hotels		Pipeline
	Hotels	Rooms	Hotels
InterContinental	39	16,315	22
HUALUXE	4	1,096	22
Crowne Plaza	79	28,051	38
Hotel Indigo	6	740	11
Holiday Inn	77	24,051	44
Holiday Inn Express	75	18,477	95
Holiday Inn Resort	6	1,820	6
Other	6	2,472	1
Total	292	93,022	239

GLOBAL NUMBERS

	Open Hotels		Pipeline
	Hotels	Rooms	Hotels
InterContinental	187	63,650	62
Kimpton Hotels & Restaurants	61	11,238	18
HUALUXE	4	1,096	22
Crowne Plaza	408	113,803	90
Hotel Indigo	75	8,905	75
EVEN Hotels	6	1,010	6
Holiday Inn	1,169	212,503	247
Holiday Inn Express	2,497	247,009	676
Holiday Inn Resort	46	11,652	14
Holiday Inn Club Vacations	26	7,601	0
Staybridge Suites	236	25,610	140
Candlewood Suites	362	34,192	108
Other	97	28,866	12
Total	5,174	767,135	1,470

TOTAL WORLDWIDE

5,174
Hotels globally

767,135
Rooms globally

TOTAL DEVELOPMENT PIPELINE

1,470
Hotels globally

230,076
Rooms globally

For further information about IHG visit:
www.ihgplc.com



All numbers as at 31 December 2016



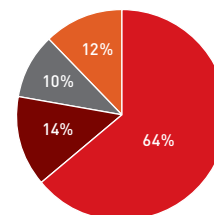
*IHG® Rewards Club not applicable to Kimpton® Hotels & Restaurants; to be included at a future date.

BY BUSINESS MODEL

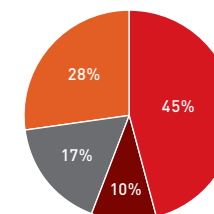
	Franchised		Managed		Owned & Leased		Total	
	Hotels	Rooms	Hotels	Rooms	Hotels	Rooms	Hotels	Rooms
AMERICAS								
InterContinental	25	6,901	22	9,083	1	424	48	16,408
Kimpton Hotels & Restaurants	0	0	61	11,238	0	0	61	11,238
Crowne Plaza	152	40,286	12	3,830	0	0	164	44,116
Hotel Indigo	41	4,884	5	1,048	0	0	46	5,932
EVEN Hotels	1	132	2	380	3	498	6	1,010
Holiday Inn	707	117,537	15	4,502	1	313	723	122,352
Holiday Inn Express	2,153	192,119	1	252	0	0	2,154	192,371
Holiday Inn Resort	24	6,201	0	0	1	590	25	6,791
Holiday Inn Club Vacations	26	7,601	0	0	0	0	26	7,601
Staybridge Suites	200	20,984	26	3,201	0	0	226	24,185
Candlewood Suites	301	26,639	61	7,553	0	0	362	34,192
Other	3	7,582	81	14,215	0	0	84	21,797
Total	3,633	430,866	286	55,302	6	1,825	3,925	487,993
EUROPE								
InterContinental	8	2,141	23	7,583	0	0	31	9,724
Crowne Plaza	80	18,006	12	2,881	0	0	92	20,887
Hotel Indigo	18	1,672	3	238	0	0	21	1,910
Holiday Inn	282	45,824	8	1,917	0	0	290	47,741
Holiday Inn Express	232	28,158	2	420	0	0	234	28,578
Holiday Inn Resort	1	88	0	0	0	0	1	88
Staybridge Suites	7	1,000	0	0	0	0	7	1,000
Other	1	141	0	0	0	0	1	141
Total	629	97,030	48	13,039	0	0	677	110,069
AMEA								
InterContinental	7	2,520	61	18,303	1	380	69	21,203
Crowne Plaza	10	2,131	63	18,618	0	0	73	20,749
Hotel Indigo	0	0	2	323	0	0	2	323
Holiday Inn	23	4,669	55	13,483	1	207	79	18,359
Holiday Inn Express	10	2,268	24	5,315	0	0	34	7,583
Holiday Inn Resort	3	518	11	2,435	0	0	14	2,953
Staybridge Suites	0	0	3	425	0	0	3	425
Other	2	464	4	3,992	0	0	6	4,456
Total	55	12,570	223	62,894	2	587	280	76,051
GREATER CHINA								
InterContinental	1	570	38	15,745	0	0	39	16,315
HUALUXE	0	0	4	1,096	0	0	4	1,096
Crowne Plaza	0	0	79	28,051	0	0	79	28,051
Hotel Indigo	0	0	6	740	0	0	6	740
Holiday Inn	2	1,476	75	22,575	0	0	77	24,051
Holiday Inn Express	1	138	74	18,339	0	0	75	18,477
Holiday Inn Resort	0	0	6	1,820	0	0	6	1,820
Other	0	0	6	2,472	0	0	6	2,472
Total	4	2,184	288	90,838	0	0	292	93,022
GLOBAL NUMBERS								
InterContinental	41	12,132	144	50,714	2	804	187	63,650
Kimpton Hotels & Restaurants	0	0	61	11,238	0	0	61	11,238
HUALUXE	0	0	4	1,096	0	0	4	1,096
Crowne Plaza	242	60,423	166	53,380	0	0	408	113,803
Hotel Indigo	59	6,556	16	2,349	0	0	75	8,905
EVEN Hotels	1	132	2	380	3	498	6	1,010
Holiday Inn	1,014	169,506	153	42,477	2	520	1,169	212,503
Holiday Inn Express	2,396	222,683	101	24,326	0	0	2,497	247,009
Holiday Inn Resort	28	6,807	17	4,255	1	590	46	11,652
Holiday Inn Club Vacations	26	7,601	0	0	0	0	26	7,601
Staybridge Suites	207	21,984	29	3,626	0	0	236	25,610
Candlewood Suites	301	26,639	61	7,553	0	0	362	34,192
Other	6	8,187	91	20,679	0	0	97	28,866
Total System Size	4,321	542,650	845	222,073	8	2,412	5,174	767,135

IHG'S GEOGRAPHIC DISTRIBUTION

Open rooms



Pipeline rooms



AMERICAS

US, Canada, Latin America & Caribbean

EUROPE

UK & Ireland, Continental Europe, CIS & North Africa

AMEA

Asia, Middle East & Africa

GREATER CHINA

China, Hong Kong, Macau & Taiwan



InterContinental Hotels Group



All numbers as at 31 December 2016

*IHG® Rewards Club not applicable to Kimpton® Hotels & Restaurants; to be included at a future date.